



POLITECHNIKA KRAKOWSKA

Eramus Report

Christopher Christensen
me@christopherchristnsen.info
Cracow University of
Technology
Justyna Tarajko-Kowalska

Contents

Introduction 3

University Experience 3

 Classes 3

Social and Cultural Experience..... 5

Practical Experience 6

Conclusion..... 6

Introduction

I chose to study abroad at the Cracow University of Technology in my 5th semester. Why Cracow? Well, I'm part-Polish and grew up speaking Polish. I wanted to experience living in my grandparents' home country and improve my Polish. I chose to go in my 5th semester because I didn't feel motivated to learn about renovation, and I had heard from upper-level students at KEA that 5th is the best semester to go abroad. My expectations for my exchange were to integrate with Polish culture and language, have easy classes that were more design-oriented, and spend every weekend partying.

University Experience

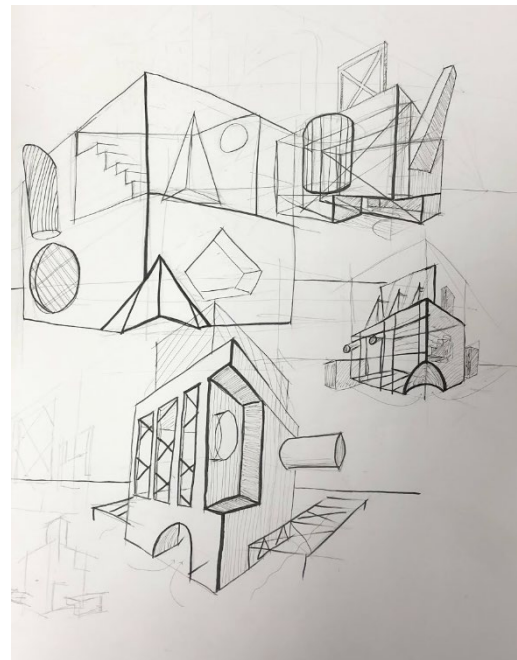
Here is a quick summary of the classes I took and the amount of ECTS. At the time of writing this, I am still waiting for my final marks for the semester

Class	Credits
Drawing I	2
CAD I	5
CAD II	5
Building Construction	
Systems	9
Building Surveying	9

Classes

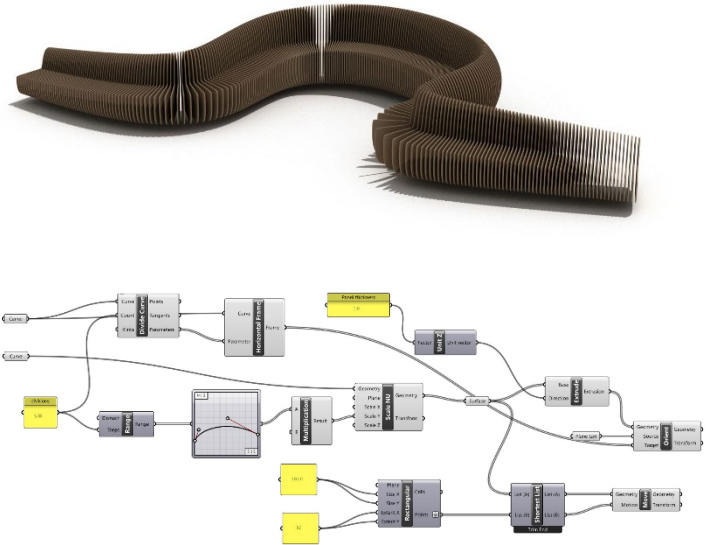
Drawing I

This class is an Introduction to Perspective Drawing with a Pen. I needed to buy high-quality paper and ink pens for this class. We met once a week in the Drawing Room, a small auditorium with stools. In this class, I was hoping to learn how to draw better in perspective; however, this class mainly consisted of Polish students with excellent drawing skills. Around four professors would walk around the auditorium and provide feedback on your drawings. We usually made a drawing per class around a specific topic, which was almost always an architectural sketch inspired by a famous architect or building. There was no homework, and you will pass as long as you attended class and turned in drawings.



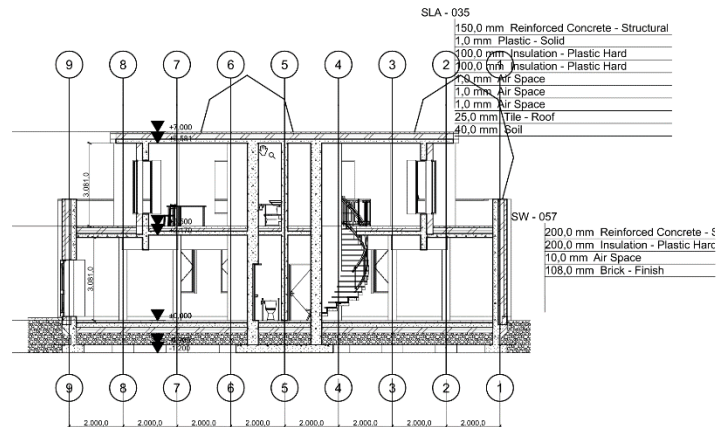
CAD I

In this course, we started by learning Rhino and Grasshopper. We met in a computer lab and followed the professor along as we went through different introductory Rhino functions and some parametric scripting in grasshopper. You didn't have to buy a Rhino license if you didn't want to, but then you would have to spend some extra time in the computer lab after class. The professor, Szymon Filipowski, was super knowledgeable in his subject, but his English was not the best. I nonetheless would recommend this class for KEA students as parametric design is an important skill to learn. Near the end of the semester, we had a final project, and I made a bench through a grasshopper script.



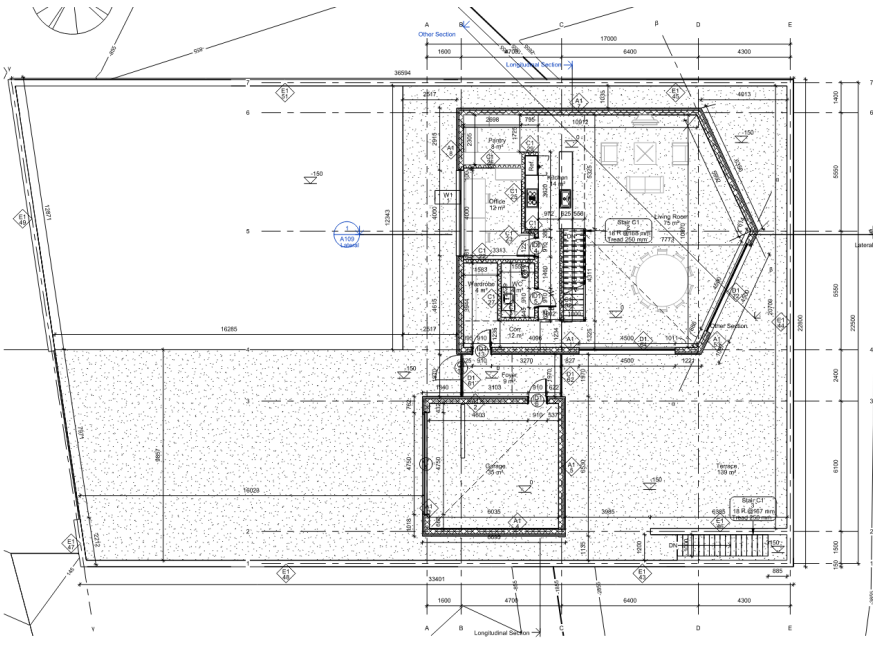
CAD II

This class taught us ArchiCAD and Revit, but mainly focused on ArchiCAD. It was an introductory software course where we started from the very basics and followed along as the professor showed us the different functionalities of ArchiCAD. The professor was Rafał Zieliński. He knew his subject well and spoke excellent English. We turned in an ArchiCAD project that we made on our own at the end of the semester. I was able to get credit for the Revit part as I learned Revit at KEA.



Building Construction Systems

This is the class that was most similar to the curriculum at KEA. I picked a house designed by Polish architects and developed it with my buildup and details. The professor, Robert Marcinkowski, was very condescending and stubborn. Almost no one went to class. Whenever I went, I was the only one there. He was not specific about how much work I would need for 9 ECTS and told me I would repeatedly fail the class throughout the semester. He was, however, particular about how you should be drawn certain things and what line weights to use. You should be fine if you follow the examples from Polish students' drawings. He told me my project was really good and gave me an A. So if this is the professor, only take this class if you love making technical drawings.



Ground Floor Plan
1 : 100

Level 0 Room Schedule				
Name	Area	Floor Finish	Column	Ceiling Height
Corr.	12 m ²	Concrete	2413	
Foyer	8 m ²	Concrete	2427	
Garage	18 m ²	Concrete	4419	
Kitchen	14 m ²	Concrete	2503	
Living Room	78 m ²	Concrete	4296	
Office	12 m ²	Concrete	2503	
Room	8 m ²	Concrete	2503	
Terace	138 m ²	Concrete	2270	
Staircase	8 m ²	Concrete	2503	
WC	4 m ²	Concrete	2428	
Grand total:	312 m²			

Level 0 Wall Schedule				
Type Mark	Type	Type Comments	Width	Area
A1	Exterior Facade	200mm Brick with Thermal Break / 50mm Ventilation Gap / 200mm Mineral Wool Insulation / Mineral Render / 200mm Cast In-Situ Reinforced Concrete / 15mm Plaster / Plaster	300 mm	334 m ²
B1	Interior Partition	100mm Plaster / 100mm Concrete Blockwork / 15mm Plaster / Plaster	100 mm	83 m ²
C1	Column Wall	100mm Glass Panels and 150mm Aluminium Mullion	100 mm	43 m ²
E1	Exterior Concrete	100mm Cast In-Situ Reinforced Concrete	300 mm	172 m ²

Level 0 Door Schedule				
Type Mark	Name	Count	Width	Height
ED1	External Single Door	2	1210 mm	2110 mm
CD1	Internal Single Door	8	870 mm	2170 mm
Grand total:				

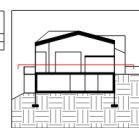
Level 0 and Level 1 Stair Schedule					
Type Mark	Type	Type Comments	Actual Number of Steps	Actual Floor Height	Actual Tread Depth
C1	In-Situ Cast Reinforced Concrete Stair	150mm Concrete / Metal	16	166	255

General Legend

- In-Situ Reinforced Concrete
- Concrete Blockwork
- Plaster
- Rigid Insulation
- Mineral Wool Insulation
- Terace
- Wood Floor Finish
- Concrete Floor Finish
- Stone Shingle Finish
- Wall Tag
- Door Tag
- Window Tag
- Stair Tag
- Finish Floor Level
- Structural Floor Level
- Overhead Beam
- Change of Ceiling Height

All measurements are in mm.

Level 0 Window Schedule				
Type Mark	Manufacturer	EG height	EG width	Height
W1	Storz	1000	1400	215



Project:	House in Krostoszowice	Address:	Wodzisławska 24A, 44-348 Krostoszowice	Architect:	RS + Robert Skitek
Drawing Name:	Ground Floor Plan	Drawing Type:	Plan	Drawing Size:	A2
Client:	Erasmus B2P Politechnika Krakowska	Design:	Christopher Christensen	Discipline:	Architecture
Author:	Erasmus B2P Politechnika Krakowska	Date:	23/05/22	Scale:	1 : 100

Building Surveying Systems

This class was incredibly open-ended. You chose a research topic, project, or both and made a report, presentation, or graphic. For example, I wrote a paper about laser scanning. I only went to class a few times because I didn't need much feedback and the professor, Łukasz Wesółowski, just told me to write what I felt about a topic I enjoyed learning. I would recommend this class highly.

Social and Cultural Experience

The Erasmus Student Network is a big organization for all Erasmus students at the universities in Cracow. The result is that there are large weekly events, usually at a club, where you can mix with Polish students working for ESN and many other students studying at different programs. This is THE way to make friends, and I was able to make some nice polish friends and join a group of German students. I just wanted to add, that I only made one friend through my classes. My classmates were almost only Spanish and Turkish students, and I could see that they already had their friend groups with others from their home country, and they mainly spoke their native language.

The main means of socializing was going somewhere and getting a beer. There are so many options, but I would recommend the bars in Kazimierz as they have a great vibe. There are some natural wonders around Krakow, like a desert, salt mine, and lakes. I think these are worth the trip outside the city center, especially when I felt cabin fever in the city.

Practical Experience

I took a flight from Copenhagen to Krakow for 816 dkk, including two checked luggage bags. I was able to organize a flat before I landed; however, I think this was a mistake. The price of Airbnb prices aren't so high, so it is definitely worth inspecting any potential flat in person. I found a basement studio flat an eight min. from school on Szlak for 3,400 dkk a month. I was later told by my Polish friends that I was overpaying. If I were to do it again, I probably would opt for a cheaper flat may be further away from the city.



For food, I definitely treated myself to takeout more than in Copenhagen because it was cheaper. There is Uber, Wolt, and Pyszne.pl (just eats) and they often run promotions that can give you some sweet discounts. Grocery store wise you will see that there is many convenience stores like Zabka and Carrefour Express. These stores have limited options and are usually more expensive. I did most of my shopping at the Carrefour in Galleria Krakowska and Biedronka. When it comes to the costs about food, drinks, and activities, I am so sorry, but I do not have any helpful advice for you. I am very good at spending money, but not so good at keeping track of what I spent it on.

Conclusion

Professionally, my expectations were not met. I found the university to be a little too old-fashioned and the requirements a little to open to interpretation. I had some great professors, but I also had a very poor one. But at the end of the day, I learned some things I would not have known at KEA that could benefit my future work and studies.

Culturally, I had a blast. I am part Polish, and although I grew up speaking Polish, I only spoke in my mom and grandparents' dialect and vocabulary. I learned a lot of new slang and overall improved my speaking skills. I got to experience the home country of my ancestor for the good and bad.